

January 2024 Edition

Wine Country Flier



Next meeting: 25 Jan Mountain Mike

www.wcflyers.com

Promoting Model Aviation in Sonoma County

2024 Club Officers:

President:	John Cole	(623) 824-6529	johncole8182@gmail.com
Vice President:	Adam Clement	(707) 322-5318	adamclement@gmail.com
Secretary:	Jake Chichilitti	(707) 535-0977	jake.chichilitti@yahoo.com
Treasurer:	Paul Gibson	(707) 318-5926	paul@4gibson.us
Safety Officer:	Josh Bernstein	(707) 486-3303	joshbernstein2@yahoo.com
Field Maintenance:	Colin McRae	(707) 298-8227	colinlouismcrae@gmail.com

2023 Board Members:

Guy Nicholas	(707) 291-2781	Guy@Gui-Soft.com
Bill Van Aslan		billv@sonic.com
Eric Bergesen	(707) 494-0562	ebergesen@gmail.com
Walker Alecock		
Nat Seavy	(707) 241-5185	nseavy@gmail.com

Newsletter: Guy Nicholas

Website: Patrick O'Halloran

Presidents Report

By: John Cole

Hello members;

Happy New Year to you!!

Let's welcome our new officers and board members!

Please welcome Adam Clement as our new Vice President, Josh Bernstein-safety officer, Colin McRae is now our new Field Maintenance Officer, and new board members Walker and Kristin Nagata, and Nat Seavy.

And a heartfelt thank you to our other officers and board members who continue to offer their time and effort for the betterment of our club. Folks, a club does not exist without these kinds of people, people willing to devote their time and knowledge to handle the "workings" of the club.

I would like to extend an invitation to you to get to know your club officers and board members. Ask questions, offer your time, etc.

Take good care, fly safely, and help a beginner!

John

Some control line stuff:

Colin and Jake at the circle!



This is an old c/l model designed and built by an old friend of mine (RIP). It's an interesting design concept and reportedly a good flyer!



And lastly, images of my Cox Thimble Drome TD-4 rtf trainer, from around 1959. A study of "flimsy durability".

Not everything about the good-ole-days was good... The legendary PT-19 came next, thankfully.



A Word From the Safety Officer

By: Josh Bernstein

In the spirit of the new year, I'd like all of us to remind ourselves of a few important steps we can take to reduce the possibility of injury, as well as respecting our neighbors and keeping our club in good standing with our landlords.

1. Setting "Failsafe." I know Guy has mentioned this in the past but I see this as a prerequisite to flying at the club (as opposed to a request). We've all seen/heard about nasty injuries occurring when props unexpectedly start spinning (chopping) after unintended changes are made to radios or when radios are accidentally shut down. If you are unfamiliar with setting failsafe, please track me down and I will be happy to assist.
2. Doing a proper "Pre-flight." Please make a point of checking that your plane/heli/drone is operating correctly before taking off. (Flying with a reversed control surface is no small thing.) If you are helping someone with testing their plane remember one of the golden rules of RC; the person responsible for preflighting the plane is not the owner, the builder, nor the person who assembled the plane that morning — It is the person holding the transmitter when the plane leaves the ground. When you're flying someone else's plane take a few moments to ask what each switch does, and confirm the plane is safe for flight. *When flying a plane with a stabilizer remember to double-check not just that your surfaces move relative to stick movement, but also the "direction of correction" (when physically moving your plane the stabilizer should move the surfaces in the same direction you are moving them).
3. Flying within our field's boundaries. Judging distance can be difficult, but we want to avoid any sustained flight beyond our fence line. This shows respect to our neighbors and reduces the likelihood of having to go on to their property to retrieve a downed plane. *Should your plane go down within Shone Farms, the process for retrieval MUST begin with going to the management office and getting permission to retrieve the plane. Please be considerate and professional as there are significant liability issues Shone Farms must contend with when having non-staff go on property.

We all get complacent and there are no fingers being pointed (I've made every mistake possible). However, safety requires constant reminders, as the protection of life, property, and our club's location is paramount.

Fly safe, and fly often.

Josh


FRIA Update

By: Guy Nicholas

I have received our FAA form 7711-1 (letter of authorization) which is our official agreement with the Sonoma County Airport. I have sent this off to the AMA as an update to our FRIA application, so we should soon be fully compliant. As a reminder as to what this means. FRIA sites are like mini registered airspaces and when flying within them you do not need to have a remote id module in your aircraft. If you fly outside of a FRIA site you are required to have a module in your aircraft.

There was a guy on RCGroups that made about a dozen, fully legal versions, and for the fun of it, I bought one for \$55. If you need one, he has now teamed up with Aloft hobbies to build more as a lot of people there were complaining about the cost and availability of them. I am going to assume they will be more reasonably priced than the current ones from Spektrum and Flite Test. I will let you all know when they show up.

Ciao, Guy



Spad Build

By: Jake Chichilitti

The Spad is nearing completion

All that's left is installing the engine and making sure the balance point is correct.
Jake



Colin's CL Shop

By: Colin McRae

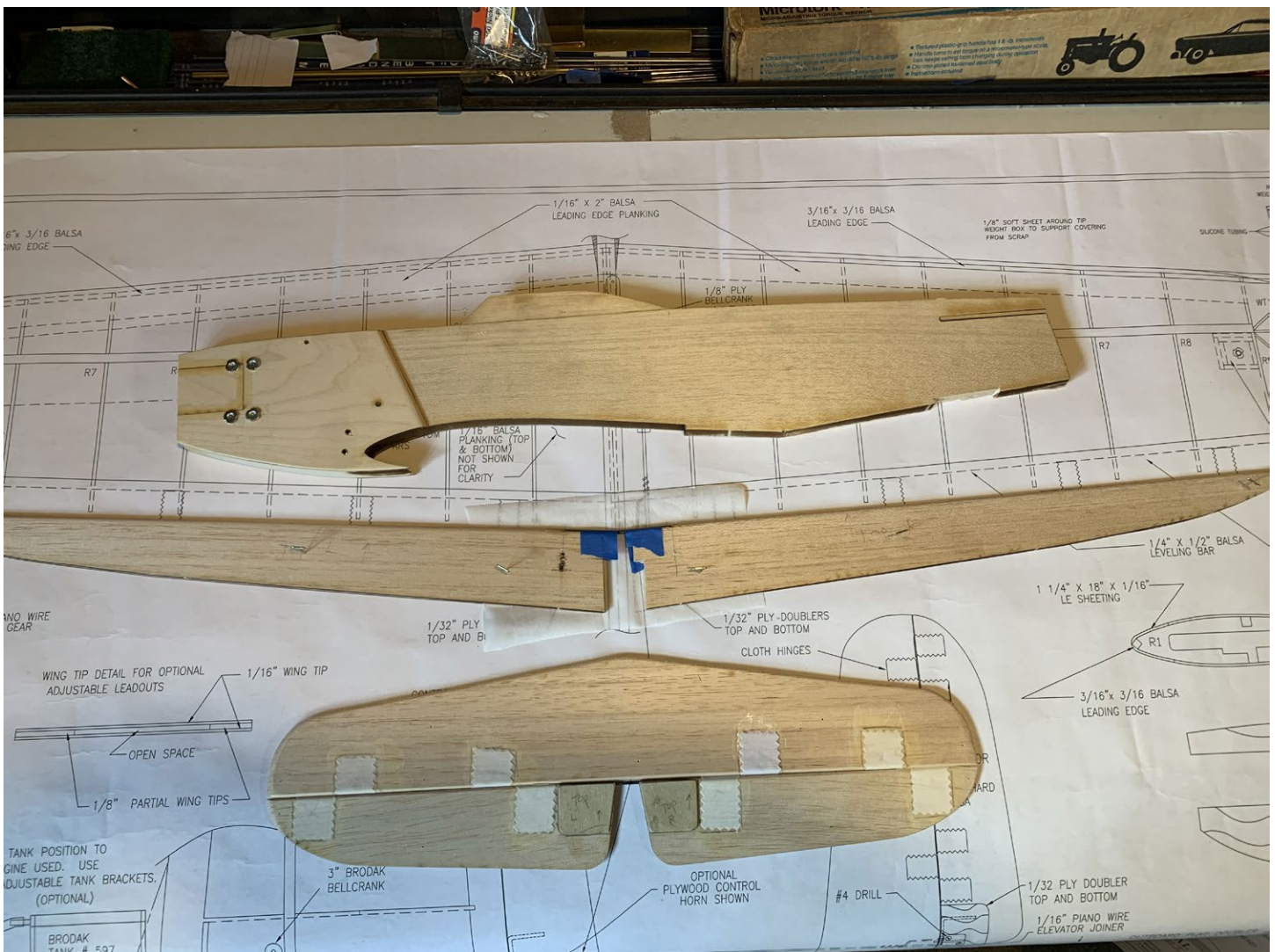
With all the recent rain I have been slowly working away at my latest build project, a Brodak profile Yak-9 warbird kit. The fuselage structure is basically completed except for final sanding and rounding of edges. The stabilizer/elevator is complete. And currently getting the operable flaps connected together. Next up will be the wing fabrication.

I am planning on using a 26 size 4-stroke glow engine which is a bit heavier than a 25 size 2-stroke. Therefore I decided to move the engine back a calculated $11/16"$ to maintain a good CG location without having to add tail weight.

The Yak-9 model qualifies for the Old Time Stunt flight pattern as the model design dates back to the 1950's.

Some of the project highlights:

- 40" wingspan
- 39" length
- 323 sq. in. wing area
- Operable flaps
- Aluminum landing gear
- 5mm CF pushrods with 2-56/4-40 rod size ball joints
- Adjustable lead outs
- Adjustable wing tip weight box
- Will be powered by an OS 26 Surpass four-stroke glow engine




Bilal's Build

By: Bilal Maqsood

Here is Sky Ranger from old school model
Build. Fuselage is almost done, wings we be build later

Thank you
Bilal



Board Meeting Minutes

11 January, 2024

By: Jake Chichilitti

- John Cole brought the meeting to order at 6:30 PM. Eight members were present and three attending by phone.
- The first item discussed was a proposal to allow a car track to be set up in an unused part of our field. We are looking for a proposal from the car folks as to their plan. A representative from the car group will be invited to attend our next general meeting for discussion.
- We are in the process of updating and improving our web site. Guy is making the arrangements and may have a new web site before too long.
- Reminder we have to be good neighbors to Shone Farm and Ya-Ka-Ama. We need permission to step outside of our designated flying field to retrieve downed aircraft. We ask the members to do their best to keep our flying activities inside our field boundary. Josh and Patrick will work on signage to place at our pilots stations to remind us. And if your aircraft does go down outside our field you must pick up all debris. That includes bits of foam, covering material, balsa wood, broken props, etc.
- John Cole will purchase a thank you card and gift to give to our neighbors at Shone Farm.
- We are planning another Swap Meet at the Santa Rosa Vets Building in the spring. Adam will take the lead and work with Jake's Performance Hobbies and rental of the facilities. Our old WCF advertising banner is unusable and we will be researching purchasing a new one. It's possible we will have indoor flying with small electric models once the swap meet is over. Stay tuned for more info.
- We will be talking with Shone Farms regarding grass mowing in the spring.
- We now have 63 members in the club, which is more than we had at this time last year.
- There have been issues with our charging station. Steve Cole and Paul Gibson will be taking a look at a possible solution. It mainly involves charging large capacity batteries.

Respectfully submitted

Jake Chichilitti

Events Calendar

Nothing yet