

*Wine Country Flier*



**Next meeting: 28 March Mountain Mike**

**[www.wcflyers.com](http://www.wcflyers.com)**

**Promoting Model Aviation in Sonoma County**

**2024 Club Officers:**

<b>President:</b>	<b>John Cole</b>	<b>(623) 824-6529</b>	<b><a href="mailto:johncole8182@gmail.com">johncole8182@gmail.com</a></b>
<b>Vice President:</b>	<b>Adam Clement</b>	<b>(707) 322-5318</b>	<b><a href="mailto:adamclement@gmail.com">adamclement@gmail.com</a></b>
<b>Secretary:</b>	<b>Jake Chichilitti</b>	<b>(707) 535-0977</b>	<b><a href="mailto:jake.chichilitti@yahoo.com">jake.chichilitti@yahoo.com</a></b>
<b>Treasurer:</b>	<b>Paul Gibson</b>	<b>(707) 318-5926</b>	<b><a href="mailto:paul@4gibson.us">paul@4gibson.us</a></b>
<b>Safety Officer:</b>	<b>Josh Bernstein</b>	<b>(707) 486-3303</b>	<b><a href="mailto:joshbernstein2@yahoo.com">joshbernstein2@yahoo.com</a></b>
<b>Field Maintenance:</b>	<b>Colin McRae</b>	<b>(707) 298-8227</b>	<b><a href="mailto:colinlouismcrae@gmail.com">colinlouismcrae@gmail.com</a></b>

**2023 Board Members:**

<b>Guy Nicholas</b>	<b>(707) 291-2781</b>	<b><a href="mailto:Guy@Gui-Soft.com">Guy@Gui-Soft.com</a></b>
<b>Bill Van Aslan</b>		<b><a href="mailto:billv@sonic.com">billv@sonic.com</a></b>
<b>Eric Bergesen</b>	<b>(707) 494-0562</b>	<b><a href="mailto:ebergesen@gmail.com">ebergesen@gmail.com</a></b>
<b>Walker Alecock</b>		
<b>Kristin Nagata</b>	<b>(707) 241-5185</b>	<b><a href="mailto:nseavy@gmail.com">nseavy@gmail.com</a></b>
<b>Nat Seavy</b>	<b>(707) 241-5185</b>	<b><a href="mailto:nseavy@gmail.com">nseavy@gmail.com</a></b>

**Newsletter: Guy Nicholas**

**Website: Patrick O'Halloran**

# ***Presidents Report***

By: John Cole

Hello members, I hope this message finds you happy and healthy. And speaking of health, I've been having some unexpected challenges so far this year. However, I am quite certain that I see the light at the end of the tunnel.

I will continue to be absent From the flying field for the next couple of months due to health related issues. But I'm hoping to catch up on some model projects around my shop, so all is not lost!

The other club officers and board members are doing lots of great work for our club, so be sure to thank them when the opportunity is there.

Until next month fly safe and help a beginner.

John

## The AMA postal challenge

By: John Cole

This month's AMA magazine has announced a postal free flight contest that should appeal to many people! I don't need to go into the details since the information is readily available from the AMA, but the spirit behind this contest is what sparked my interest in mentioning it to our club. We are primarily an RC club, but exposure to simple Free Flight models might appeal to some of you.

All that is required is a sleeved, balsa, RTF rubber-powered model airplane. Record your best flight time and mail in your results! Pretty simple, and pretty fun.

Now for a bit of ARF history. These days, the Guillows models are mostly what we have available for this type of contest. However, In the 50's, 60's, and 70's there were MANY model companies churning out these ready-to-fly designs that had good performance, but Guillows wasn't really one of them. It is still a mystery to me how the Guillows models survived through them all! Sometimes they fly fine, but sometimes not.



One company that's been lost to time is North Pacific Products of Bend, Oregon. Their designs were a marvel of simplicity and quality, and their fantastic performance often put the models on rooftops or in trees.

I'm showing my age now, but how many of us old guys teathed on these models?? I certainly did, and by scrounging up a couple of discarded soda bottles, enough money was generated to buy a rubber powered Sleek Streak or Star Flyer.

I've got some of these models and I might try to get one ready for this contest. I've got a couple of spares that I'm willing to loan out to anyone in the club that would like to participate.

# SOARING INTO THE SKIES: FF POSTAL CONTEST TAKES FLIGHT

By Kyle Jaracz, AMA Education Director | kylej@modelaircraft.org



**GET READY** to take your model aviation skills to new heights with the upcoming Free Flight (FF) Postal Contest scheduled from April 26 to May 5, 2024. Hosted by Sky Battle, this exciting event promises a nostalgic journey into the world of slip-together balsa models, recalling the Golden Age of aviation.

To participate, enthusiasts can visit the official event website at [www.skybattle.org](http://www.skybattle.org) to find detailed information and register for this thrilling competition. Whether you're a seasoned flier or a newcomer to the hobby, this contest caters to all age groups, from youth (17 and younger) to adults (18 and older).

This spring's competition focuses on a classic model that will captivate both the young and the young at heart. Participants

can utilize any slip-together balsa, rubber-powered propeller model featuring wheels. Model options for the contest are broad with popular choices, with the Guillow's Strato Streak and Guillow's Jetstream leading the pack. These iconic model aircraft are affordable and easily accessible at local hobby, craft, or toy stores.

For those eyeing the Guillow's Jetstream, AMA's online store offers a convenient purchasing option by visiting [www.modelaircraft.org/shopama](http://www.modelaircraft.org/shopama). If the Guillow's Strato Streak is your preferred choice, you can order it online from [www.pitsco.com](http://www.pitsco.com), with the added benefit of attractive quantity discounts for orders of 30 or more, which is ideal for organizing group events or competitions.

Before taking flight, participants are advised to familiarize themselves with the event rules, which includes categories for stock and modified classes. This ensures a fair and competitive experience for all involved.

Don't miss this chance to showcase your model aviation prowess and relive the charm of classic balsa models. Mark your calendars for April 26 through May 5, 2024, and join us in the sky for a FF contest that promises excitement, camaraderie, and a celebration of aviation history. For more information, visit [www.skybattle.org](http://www.skybattle.org).



## NORTH PACIFIC QUALITY means...

- ★ Aerodynamically Designed for Top Performance.
- ★ Precision Manufactured for Maximum Durability.
- ★ Exclusive Patented, Unbreakable Plastic Wing Clip.



### "SKYPORT" RACK DEAL \$27.30

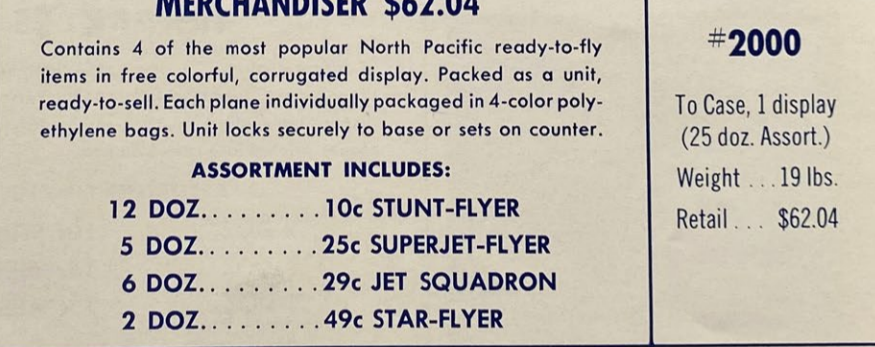
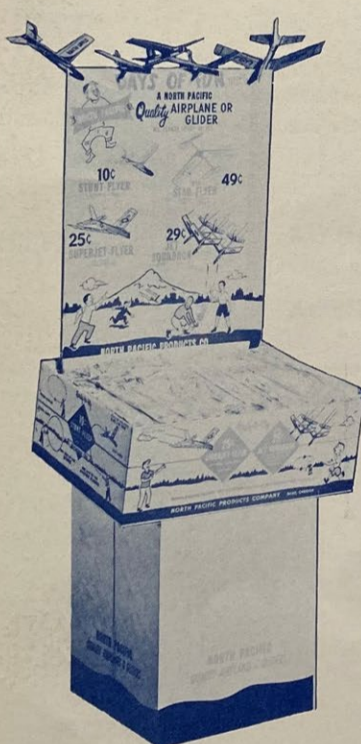
SET-UP RACK DEAL loaded with merchandise. Sturdy wire rack complete with 3-color display headboard FREE. All ready to sell. Back up stock packed in 5 individual sleeves for easy handling. Only 8" x 15" of counter space.

#### ASSORTMENT INCLUDES:

- 4 DOZ. . . . . 10c STAR-FLYER
- 3 DOZ. . . . . 15c SKEETER
- 2 DOZ. . . . . 25c SLEEK-STREAK
- 1 1/2 DOZ. . . . . 29c JET SQUADRON
- 1 DOZ. . . . . 49c STAR-FLYER

#### #1400

To Box . . . 1 Deal (11 1/2 Doz. Assort.)  
Weight . . . 10 lbs.  
Retail: \$27.30 ea.  
Standard pack: 4 Deals



### MERCHANDISER \$62.04

Contains 4 of the most popular North Pacific ready-to-fly items in free colorful, corrugated display. Packed as a unit, ready-to-sell. Each plane individually packaged in 4-color polyethylene bags. Unit locks securely to base or sets on counter.

#### ASSORTMENT INCLUDES:

- 12 DOZ. . . . . 10c STUNT-FLYER
- 5 DOZ. . . . . 25c SUPERJET-FLYER
- 6 DOZ. . . . . 29c JET SQUADRON
- 2 DOZ. . . . . 49c STAR-FLYER

#### #2000

To Case, 1 display (25 doz. Assort.)  
Weight . . . 19 lbs.  
Retail . . . \$62.04

NORTH PACIFIC PRODUCTS CO. • BEND, OREGON

Shown above is a catalog page of NP models



Check out those prices! The NP propeller included in these designs were a masterpiece of design. They were lightweight, difficult to break, and had excellent performance.

This was North Pacific's largest RTF model. The extruded red plastic wing clip used on virtually all of their models was one of the key design features. The camber in the wings was not steamed, but instead sliced from a solid balsa board by a razor sharp, curved blade.

See you at the field!

John



## Colin's CL Shop

By: Colin McRae

Fellow CL'er Nat Seavy gave me this somewhat beat up Top Flite Nobler ARF model. I decided to take a stab and try to fix it and see if I could get it in the air. The original Nobler model dates back to the 1950's and is still kitted today. It has a 50" wingspan and will be powered by an OS 40LA engine. The model also has operable flaps.

This is a pic on how I received the model. It does not look too bad in the pic, but it did have a few issues and minor damage making it not airworthy.



First up was to fix the tail area. Probably the result of a crash, the tail and rudder were cracked. But nothing a little glue could not fix. Also had to get the stab/elev straight and level. Then add Ultracoat covering patches.



These Nobler ARF's were, as usual, made in China. The design and quality of the hardwood engine mounts were known to be poor and resulting in some unnecessary model vibration. So I added two 1/8" plywood stiffening gussets using high strength epoxy in an attempt to make the mounts more rigid. May not help, but surely won't hurt.



Other general fix's / upgrades included:

- New 4 oz Sullivan clunk fuel tank and new fuel tubing. The model originally had a 6 oz clunk tank that was not put together very well.
- Ultracoat covering repairs on the wing
- Re-glued a few loose flap and elevator hinges
- Fix loose tail wheel
- New lighter landing gear wheels
- New flap and elevator hinge line sealing tape

Its now done and ready to maiden soon. Hopefully it will fly reasonably well. I also have a new Nobler ARF kit that I will assemble in the future. Hopefully the lessons learned from the repaired model will pay dividends on my future Nobler ARF build such that I end up with a great flying stunt model.



## A Blast From the Past

By: Guy Nicholasi

This was my first RC plane, back when I was 14 which would make this around 1976. It was a 100" built up wing and tail, with some sort of plastic body. I flew it with my awesome Kraft 3 channel setup using a brick, which was a receiver and a pair of servos in one tiny 4"x1.5"x1.5"-ish unit.



We made a hi-start from about 100' of bungie and 300' of fishing line. I planted a stake in the ground to attach one end, and then walked downwind with a fish scale until I had about 10lbs pull and I put another stake to hold the line whilst I prepared. I also had a nice carrying case for it to keep it all intact during transport.



I lived in Daly city until I was 14 and I remember flying my control line Cox PT-19 with my dad at a school down there when I was 10 or so. It wasn't until my mom gave me this photo album for a recent birthday that I realized I still had the might Cox after we had moved up here to Kenwood. Here, you can see Duane and preparing to take off from a nice sheet of plywood.



## ***Board Meeting Minutes***

14 February, 2024

By: Jake Chichilitti

Board Meeting chaired by Adam Clement at 6:30 PM

In attendance in person: Adam C., Jake C., Paul G. and Guy N. In attendance by phone Josh B.

- Guy will contact Kristin regarding any events being held by the CAP. In the past WCF has participated in their events.
- 
- The WCF Swap Meet will be held on Sunday April 28th at the Vets Bldg. Guy will be sending out a Swap Meet Flyer to the WCF members. Spread the word.
- Time permitting there will be indoor flying after the Swap Meet. As always volunteers are needed. Please contact Adam C. if you can help out. Thank you
- 
- There is a proposal to construct a car track at the field. There are questions to be answered before we go ahead. Jake's performance Hobbies may be able to answer our questions. Adam and John will reach out to the car folks.
- 
- There is a field work party coming up on Saturday April 20th. Some of the maintenance suggested: General clean up of the pit areas, replace the worn out turf in the cold pits, use left over turf to recover the middle taxi way, remove the old broken down starting tables, repaint the storage shed and we could use a members pick up truck or trailer for a trash run. It was also proposed to move the remaining starting tables to the area by the shed.
- 
- A second control line circle was proposed to be placed near the baseball diamond. To be discussed at the next general meeting.
- 
- It won't be long before it will be time to cut the grass/weeds around the field. Options were discussed, but nothing definite was decided.
- 
- There is a new pilots station and safety fence on the flight line.
- 
- Guy is still trying to have a new web site set up.
- 
- Not discussed but important non the less: Our flying site has been FRIA approved by the FAA. Remote ID modules will not have to be installed in our models as long as we fly at the WCF field. A big shout out to Guy N. YEA!!
- 
- The dates for upcoming events will be posted in the club newsletter.

Respectfully submitted, Jake Chichilitti

## General Meeting Minutes

22 February, 2024  
By: Jake Chichilitti

Meeting called to order with 15 club members present and no guests.

Good News on the FAA Front. Our flying field is now FRIA certified. Which means we won't have to install ID Modules in our aircraft when flying at the club field. And if you haven't already done so, please go to the FAA web site and register for your FAA registration number. It only costs \$5.00 for three years. The club bought a label maker and is stored in the shed at the field. You can print out your reg. number and place the label on you model. It can be small and attached under the stab.

There is a new pilot's station on the flight line, ready for use.

Jim Wolfe is maintaining the First Aid boxes that are mounted on the shed. The large box is for major injuries, lots of blood and the small box is for minor cuts. There is another box in the shed with additional supplies. Stay safe, keep appendages out of the propellor.

Santa Rosa JC has cut down and removed the blackberry bushes on the west side of the field. We now have a great view of their vineyards.

Treasury report: The club now has 70 members and we can still pay our bills.

The WCF board is hoping to meet with the folks that would like to have a car track at our field. A survey was taken at the meeting and would appear they would be welcome to join us. Many details still have to be worked out with them.

Plans are going ahead with the WCF Swap meet on Sunday April 28. One new wrinkle is a plan to fly indoor models at the site after the swap meet is over.

The Ya-Ka-Ama board of directors has all new members. I have asked Betty Molina, their secretary for a schedule of events they are planning for 2024. We would like to plan our club events so they don't interfere with theirs.

There is a slightly different procedure to follow if a model goes down in the SRJC vineyard. There is quite a bit of activity in the vineyard, so ask permission from them to retrieve your model. You may get permission to go in the vineyard by yourself or may be escorted. Please don't go in the vineyard without permission. The SRJC has asked us to pick up all damaged parts of the model. Leave nothing behind. They are now a certified organic grower and could lose their status if debris is left behind. Do your best to fly within our boundary.

Show and Tell:

Mke Retterer showed his "Half Bad" EPP flying wing sloper. He said it flies very well and darn near indestructible.

John Cole brought his partially built 1/4 scale deHavilland Tiger Moth. The outlines are very true to scale. He plans to use a Saito 1.80 4-stroke for power. The picture does not do it justice. The kit was produced by Value Planes.

Raffle results:

Adam Clement donated an Aeroworks Extra 260 ARF which was won by Walker  
Gift cards from Jake's Performance Hobbies

\$50.00 won by Adam

\$30.00 won by Merlin

\$20.00 won by Ron

Meeting adjourned

Respectfully submitted,  
Jake Chichilitti



## *Events Calendar*

- Work Party Saturday April 20th
- WCF Swap Meet Sunday April 28th
- Opening Day Saturday May 4th We would like to have a BBQ for this event if we can find a volunteer to buy the fixings and cook..
- Learn To Fly Day Saturday June 8th.
- Warbird Fun Fly Sunday July 14th
- Fun Fly Contest Saturday 17th
- Larry Frank Scale Event Saturday September 14th, 21st or 28th.
- Racing will be the last Sunday of every month starting in May.